















**LEGEND**

-  AC
-  AUTOMATIC CUTOUT
-  MC
-  MANUAL CUTOUT
-  PDN
-  AIR FLOW SWITCH
-  DS
-  DISCONNECT SWITCH
-  CONTACTOR COIL
-  HEATING ELEMENT
-  TR
-  TRANSFORMER
-  CONTACT NORMALLY OPEN
-  FUSE

**WARNING:**  
Disconnect all supplies before working on this duct heater

**IMPORTANT:**  
Wire in according with electrical codes  
Use copper wire for 90°C minimum

**NOTE:**  
All wiring outside this frame are wiring by others